



Maryland Climate Solutions Now Act

CCS Technical Modeling Approach

Tom Peterson, David von Hippel, Holly Lindquist

March 16, 2023



THE CENTER FOR
CLIMATE STRATEGIES




The Center for Climate Strategies (CCS)

- Founded in 2004, neutral, independent nonprofit
- Leading catalyst for public, private sector solutions
- Action planning, assessment, implementation
- Technical assistance, tools, training, education
- Multi objective, implementation driven analysis
- Participatory, collaborative decision making
- Projects in 40 US states, regions, and localities
 - 15 projects in Maryland since 2008
- Projects in 20 countries
 - Africa, Asia, Europe, Latin America, Middle East, United States



Close Maryland Emissions Gap

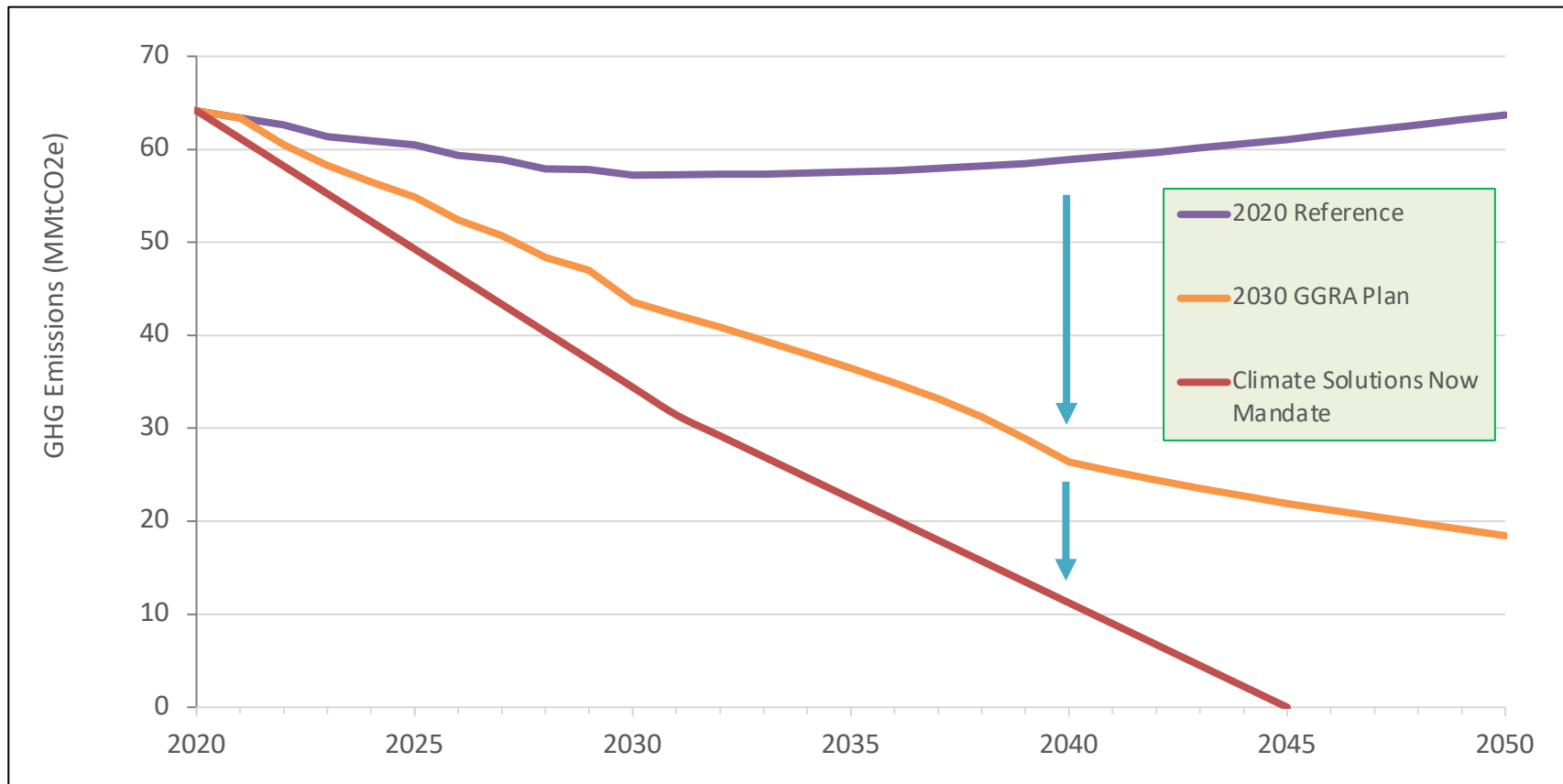


3 March 16, 2023

www.climatestrategies.us

Maryland 2020 Baseline* v. GHG Targets

*Independent Analysis Provided to MDE; updates underway

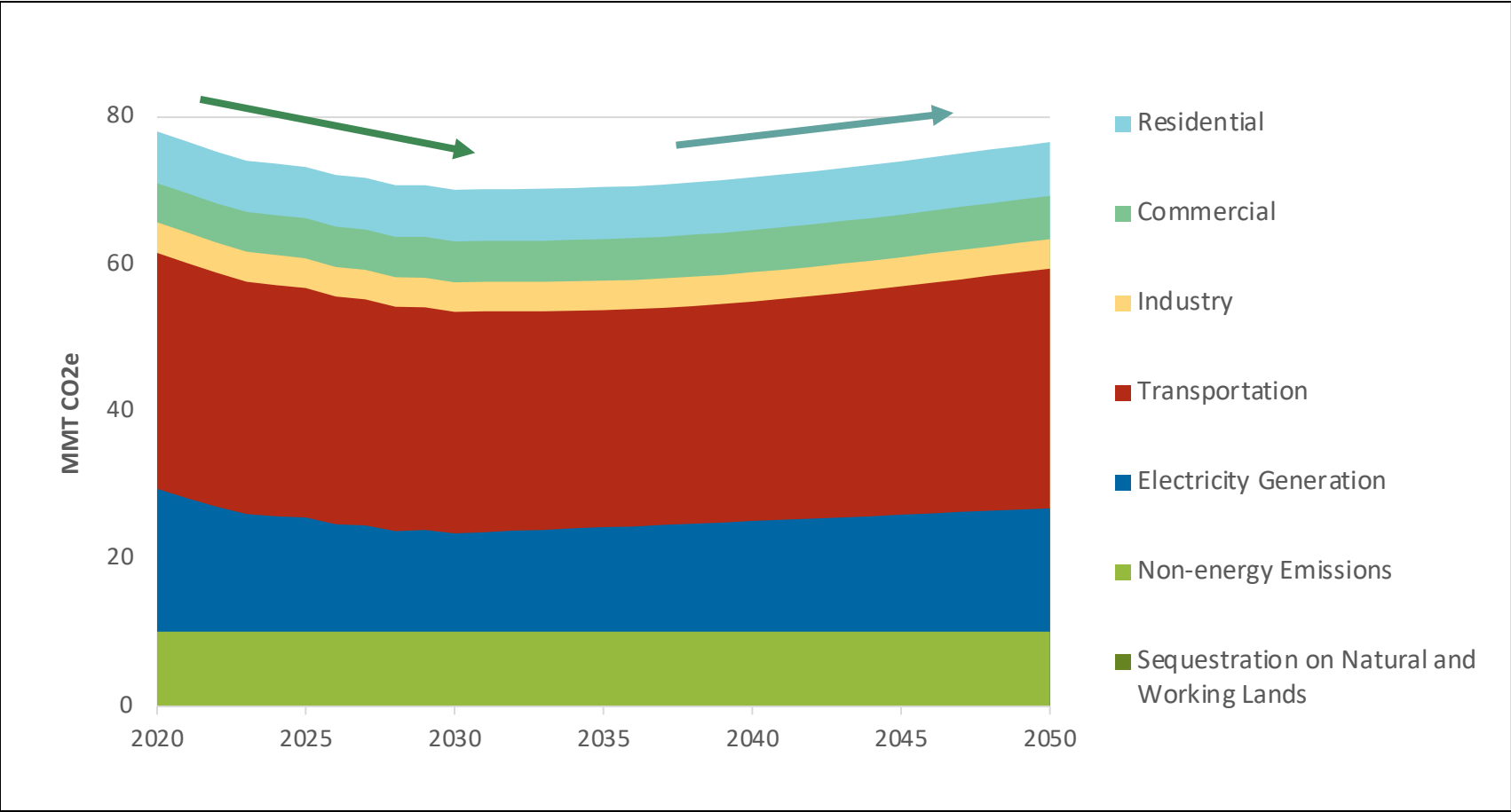


4 March 16, 2023

www.climatestrategies.us



Maryland 2020 Baseline



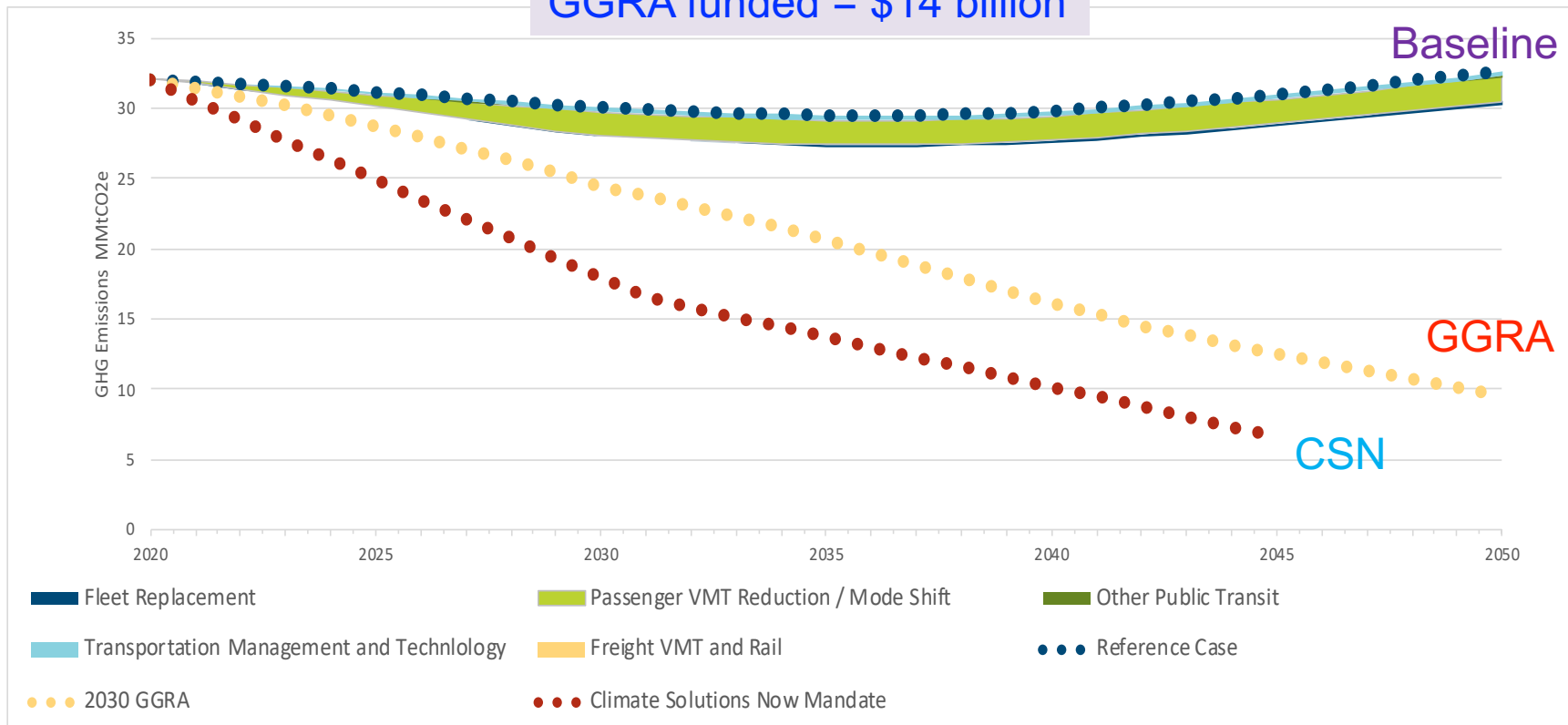
5 March 16, 2023

www.climatestrategies.us



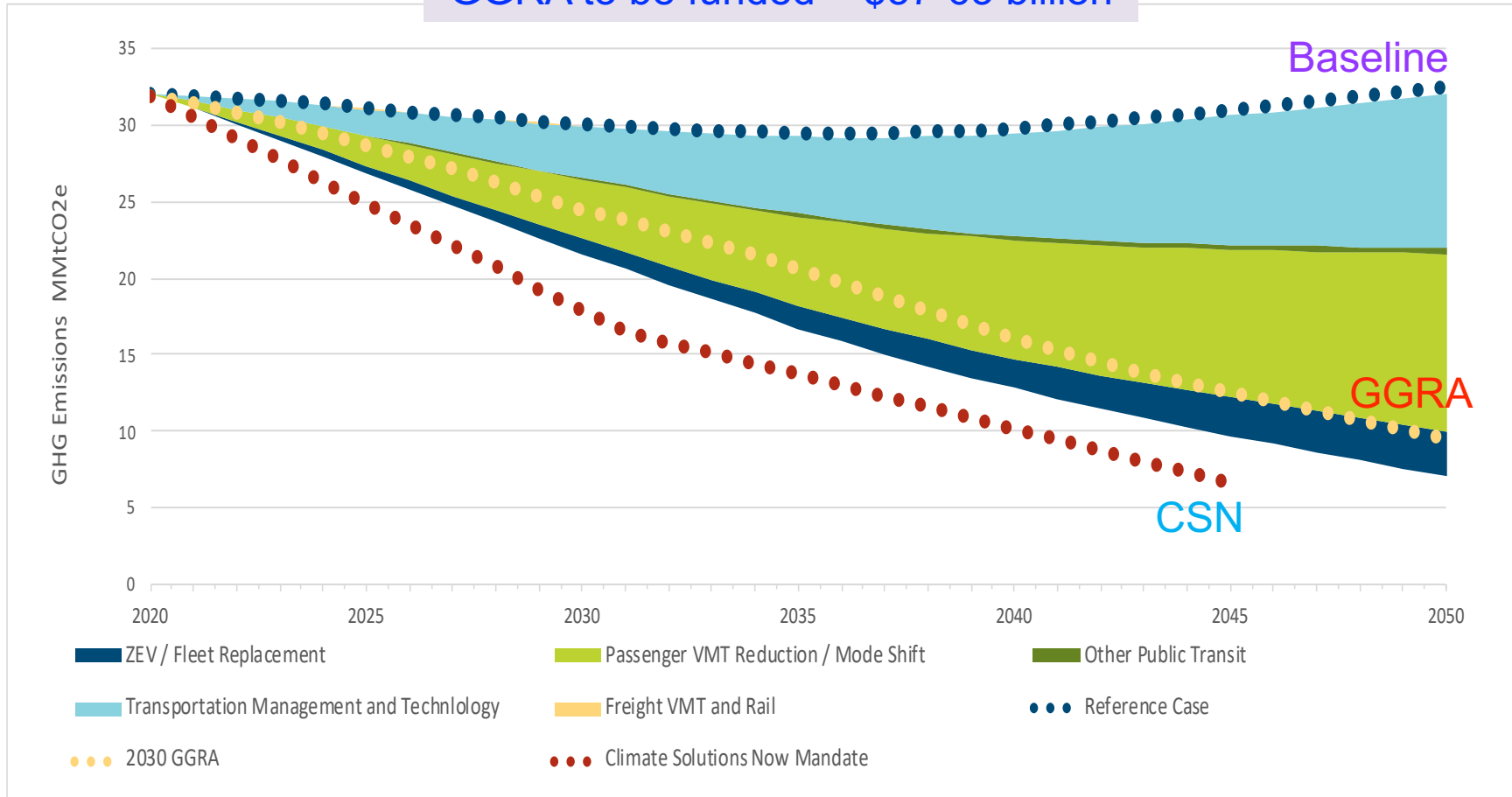
Maryland Transportation

GGRA funded = \$14 billion



Maryland Transportation

GGRA to be funded = \$57-63 billion



7 March 16, 2023

www.climatestrategies.us

CSNA Draft Options (MCCC+)

Energy Supply (heat and power)

- Utility Scale Solar
- Residential Rooftop Solar
- Commercial Rooftop Solar/Industrial Rooftop Solar
- Municipal/Institution Rooftop Solar
- Agri-voltaic Solar
- Community Solar
- Off-shore Wind
- Transmission
- Storage
- Big Hydro
- Small Hydro
- Nuclear

Buildings and Facilities

- Res Heat Pumps
- Res Appliance Electrification
- Commercial/Inst Heat Pumps
- Appliance Electrification
- Networked Ground-source Heat Pumps
- Res EE, New Homes
- Comm/Inst Building Retrofits
- Comm/Inst EE New Buildings
- Industrial Buildings /Energy
- Demand Response
- LED Street Lights
- Geothermal
- Cross cutting

Industry

- Cement
- Refrigerant (F-gases) Management
- Control of Methane Fugitive Emissions
- Energy Efficiency

Transportation and Land Use

- Light-duty Vehicle Electrification
- Medium/Heavy-duty Vehicle Electrification
- Zero Emission Offroad & Nonroad Equipment
- Marine
- Aviation
- Alternative Transport: Transit, Bike, Pedestrian, Telework
- Municipal Planning for VMT Reduction

Agriculture

- Regenerative Agriculture
- Manure Digesters
- Improved Cattle Feed for Reduced Enteric Fermentation
- Biomass Energy

Forestry

- Forest Management
- Urban Forestry
- Biomass energy

Waste

- 21st Century Sustainable WM
- MSW Source Reduction
- MSW Composting & Recycling
- Industrial Waste Source Reduction
- Industrial Waste Composting & Recycling
- Landfill Gas capture and use
- Methane capture and use at WWTPs



Sector Level Mitigation Measures

<https://www.climatestrategies.us/projects-all/us-states-climate-action-planning>

CSEO GHG Reductions by Sector

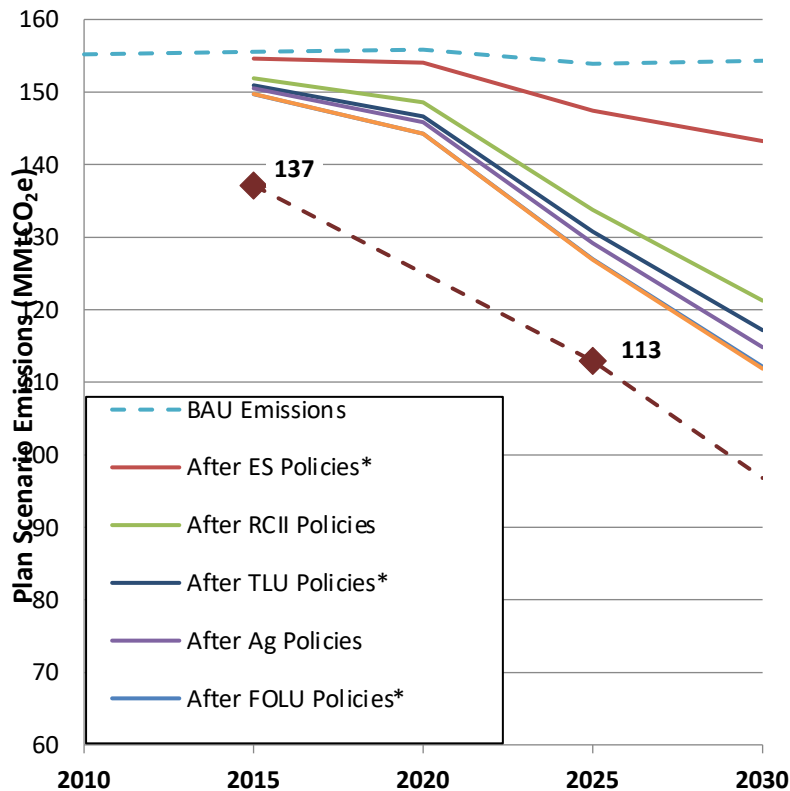


Table EX-2. Summary of Direct Impacts of Policy Recommendations

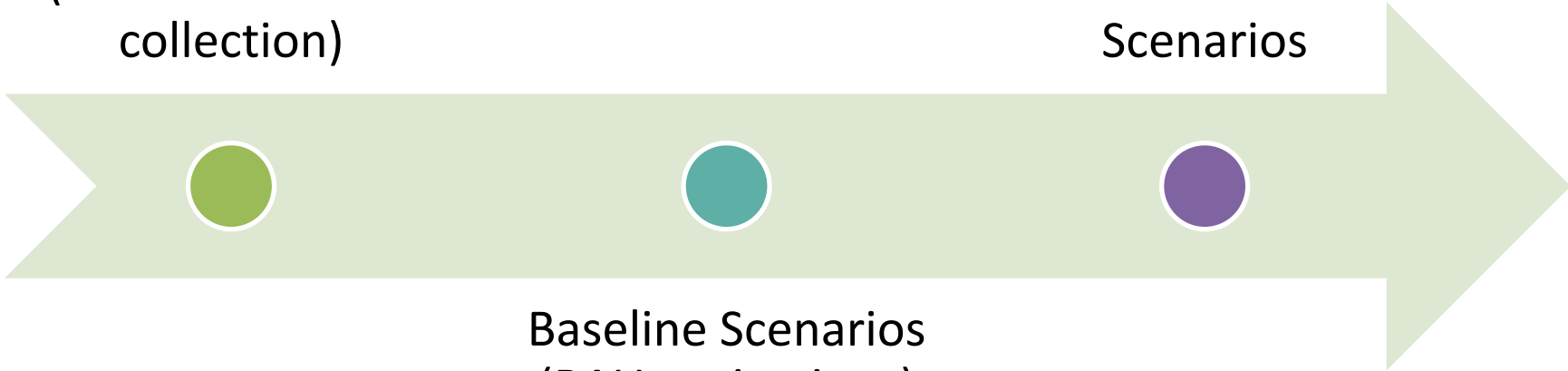
Policy Option	Direct Impacts of CSEO Policy Recommendations					
	2030 Annual In-State	Cumulative In-State 2015-2030	2030 Annual Total	Cumulative Total 2015-2030	NPV Costs/Savings* 2015-2030 (\$2014MM)	Cost Effectiveness (\$2014/tCO ₂ e)
	GHG Reductions (MMtCO ₂ e)					
ES-1	5.3	53	6.3	62	(\$360)*	(\$5.8)*
ES-2	5.8	41	5.5	38	\$854	\$22
ES Sector Totals	11	94	12	100	\$494	\$4.9
RCII-1	4.9	46	5.2	49	(\$1,117)	(\$23)
RCII-2	9.3	54	11	60	(\$2,050)	(\$34)
RCII-4	4.9	34	5.2	40	(\$1,814)	(\$45)
RCII-5	2.9	22	4.1	30	\$842	\$28
RCI Sector Totals	22	156	25	180	(\$4,140)	(\$23)
TLU-1	2.0	21	2.6	28	\$2,718	\$98
TLU-2	0.82	7.0	0.97	8.2	(\$425)	(\$52)
TLU-3	0.25	2.0	0.32	2.6	(\$330)**	(\$127)**
TLU-4	1.0	5.5	1.3	6.7	\$3,278***	\$489***
TLU Sector Totals	4.1	36	5.1	45	\$,241	\$116
AG-1	0.13	1.0	0.34	2.7	(\$127)	(\$47)
AG-2	0.49	3.1	0.57	3.6	(\$1,346)	(\$377)
AG-3	1.6	14	1.6	14	(\$2,104)	(\$153)
AG-4+AG-5	0.17	1.76	0.32	3.5	\$462	\$133
Agriculture Totals	2.4	19	2.8	23	(\$3,115)	(\$133)
FOLU-3	0.49	3.2	0.53	3.4	\$1,806	\$525
FOLU-4	1.9	30	2.0	34	\$187	\$5.59
FOLU-5	0.34	3.0	0.34	3.0	\$1,261†	\$421†
FOLU Sector Totals	2.7	36	2.8	40	\$3,254	\$81
WM-1	0.068	0.89	0.076	0.99	(\$56)	(\$56)
WM-2	0.057	0.073	1.6	9.4	(\$228)	(\$24)
WM-3	0.15	(0.45)	2.7	27	(\$817)	(\$30)



Key Modeling Steps

Model Setup
(data structure &
collection)

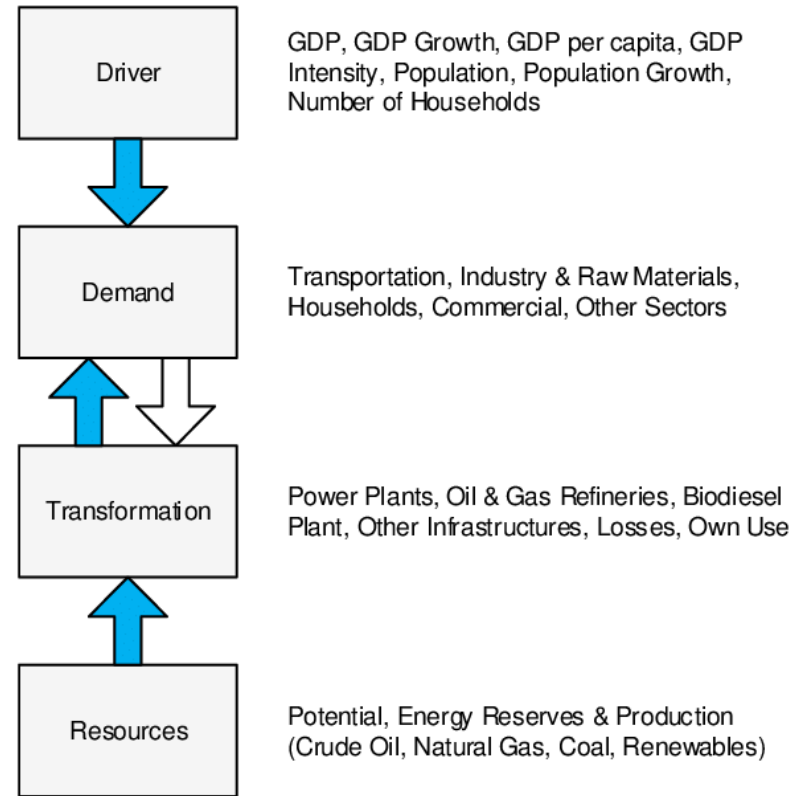
Mitigation
Measures &
Scenarios



Baseline Scenarios
(BAU projections)

LEAP

- Low Emissions Analysis Platform
- Applied around the world, designed for study of energy strategies
 - Over 46,000 Users in 190 Countries
 - Applied, updated continuously for over 40 years
- Flexible, model-building tool – not a fixed model of a particular system
- Web-based information, tools available
- Designed for training and installation
- Designed for group participation
- Dynamic, accounting based approach
- Simulates operation of energy systems
- Provides optimization and iteration
- End-use oriented, demand-driven, scenario-based accounting software

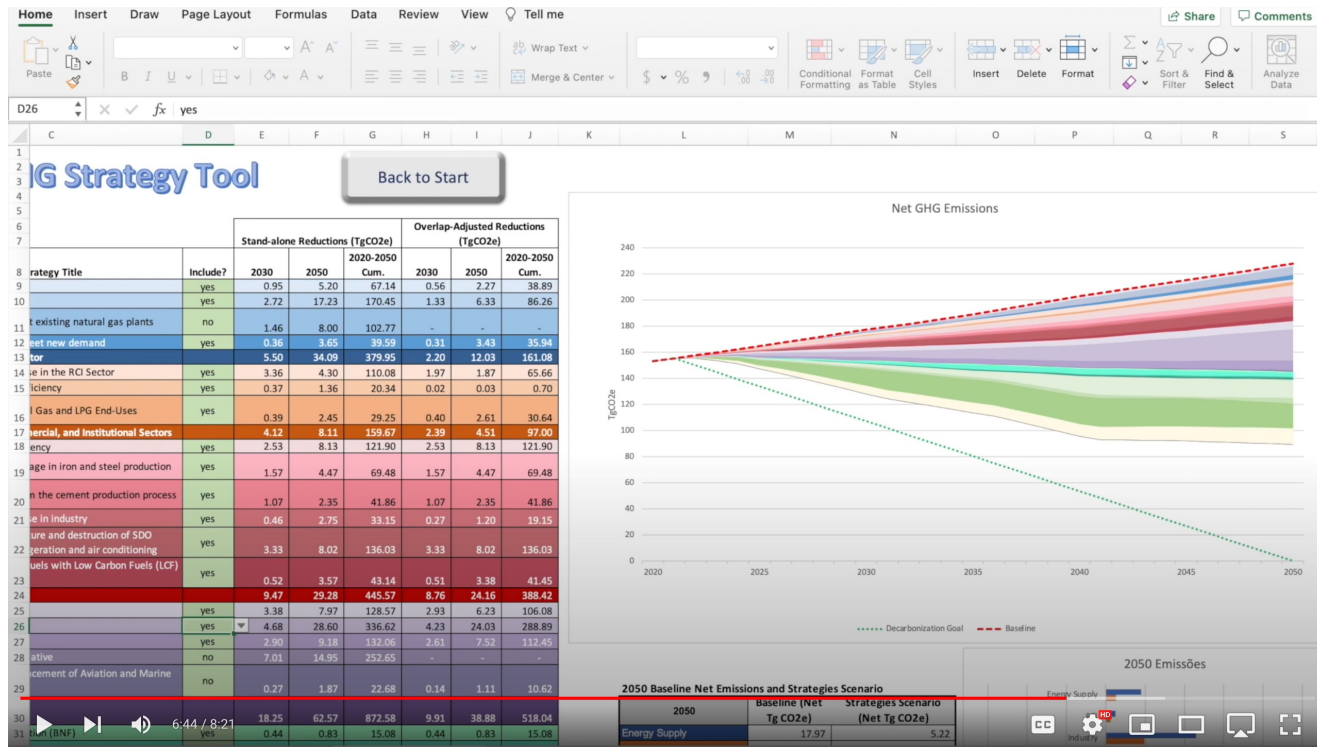


Legend:  Model Flow
 Iteration

CCS GHG Strategy Tool

YouTube

Search



CCS GHG Strategy Tool Intro

Unlisted



Center for Climate Strategies

Subscribe

0



Share

Save



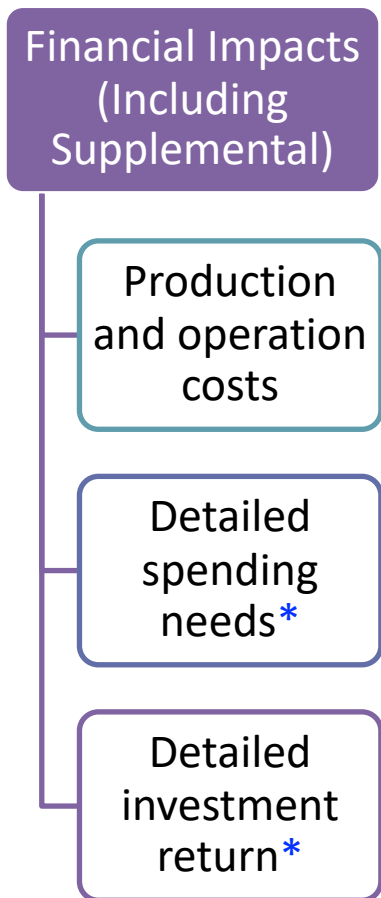
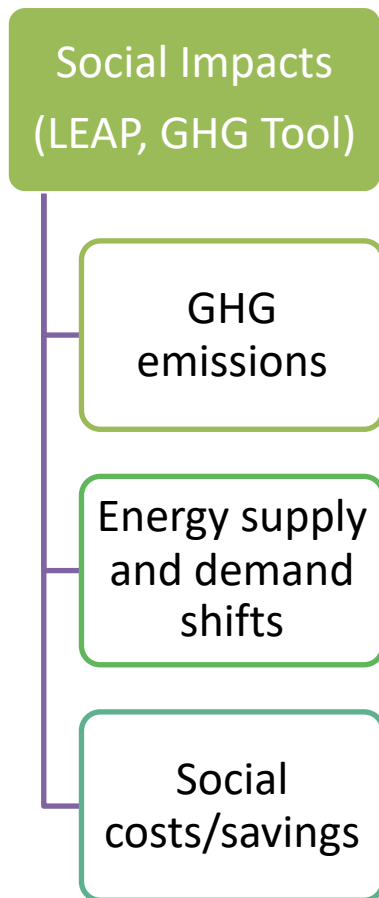
12 March 16, 2023

www.climatestrategies.us



THE CENTER FOR CLIMATE STRATEGIES

Modeling Metrics



- **Evaluates**
 - energy and resource demand
 - energy supply conversion
 - resource extraction
 - environmental impacts
 - economic costs and benefits
 - air pollutant benefits
- **Comprehensive accounting**
 - all costs in energy and resource system
 - capital, O&M, fuel costs, demand-side costs of saving energy
 - direct impacts from energy system
 - externality costs
 - all emissions
- **Platform for supplemental analysis***
 - macroeconomic
 - social equity
 - financing*
 - fiscal



Transparent Policy Design & Analysis

- Individual Policy Description (concept)
- Policy and Program Design
 - Goals, timing, implementing parties, beneficiaries
- Implementation Mechanisms
 - Finance, governance, equity
- Analysis Approach
 - Data sources, methods, key assumptions
- Existing Business As Usual Policies/Programs/Funding
- Quantification of Estimated Impacts
 - GHGs, energy, resources, costs/savings
 - Other costs and benefits
- Additional issues and feasibility Issues
- Steps for further development and implementation



Thank You!

www.climatestrategies.us

15 March 16, 2023

www.climatestrategies.us

